

Plan Care Communicate

We plan, care, and communicate
to ensure that everyone
gets home safely



Let's make sure we all get home safely

At Ørsted we care about you, the planet, and our business

That's why we're inviting you to join us on a journey towards a world that runs entirely on green energy by engaging in our quality, health, safety, and environment culture programme Plan Care Communicate.

What is Plan Care Communicate?

Plan Care Communicate is the mindset that ensures that we meet the standards in our QHSE policy. We believe that a good **plan** is essential for doing a safe and sustainable job. Having a plan means that you evaluate the job before it's carried out. And that you have made quality commitments. **Care** is the core of our vision. By showing respect and by lending a helping hand when needed, we ensure the well-being of the people around us. We encourage everyone to **communicate** genuinely about what we experience and about how we can reach our goals, so that we can create a strong, collaborative working environment.



A sustainable working environment is our priority



Planning, caring, and communicating is at the core of integrating quality, health, safety, and environment in every workday.

We add our logo (you can see it in the top right corner) to all material. That continuously reminds us to provide a healthy and safe workplace, deliver high-quality work, and limit our environmental footprint.

Watch this short video to learn more about our approach.

https://www.youtube.com/watch?v=4zj5Sd7_A8




As a team we can do more

Plan Care Communicate is our mindset and part of our culture. It's the way we act and the way we invite you to collaborate with us.

How to use Plan Care Communicate

You probably already have safety and quality awareness and culture programmes in your organisation. In which case we welcome you to bring your programmes to our sites. We see this as a way of learning from each other and showing mutual respect and care. By communicating and planning as one team we find the best way to ensure a safe and sustainable culture at our shared sites. We'll probably invite you to a QHSE assessment workshop based on behavioural dimensions in our strategy to make sure we have shared goals and commitments.

Read our [policy for quality, health, safety and environment](#) and learn more.





Let's collaborate by caring!

We've got your back

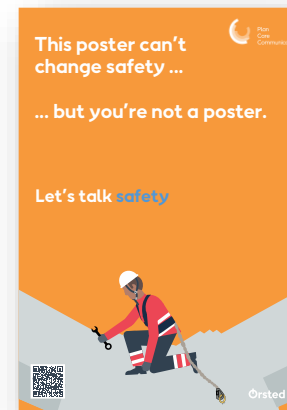


If your organisation doesn't already have a QHSE programme, We'll include you in our initiatives and culture.

We have several tools that help you work with your QHSE culture, particularly. Here are some of the tools you're likely to come across.



The **quick drill card** is an evaluation of the most important safety aspects before starting work.



Our **posters** help create awareness. This is one example.


How did you last care for your colleague?

Make it a habit to ask yourself or others this question daily.

The answer to the question is often related to pointing out a hazard on site.

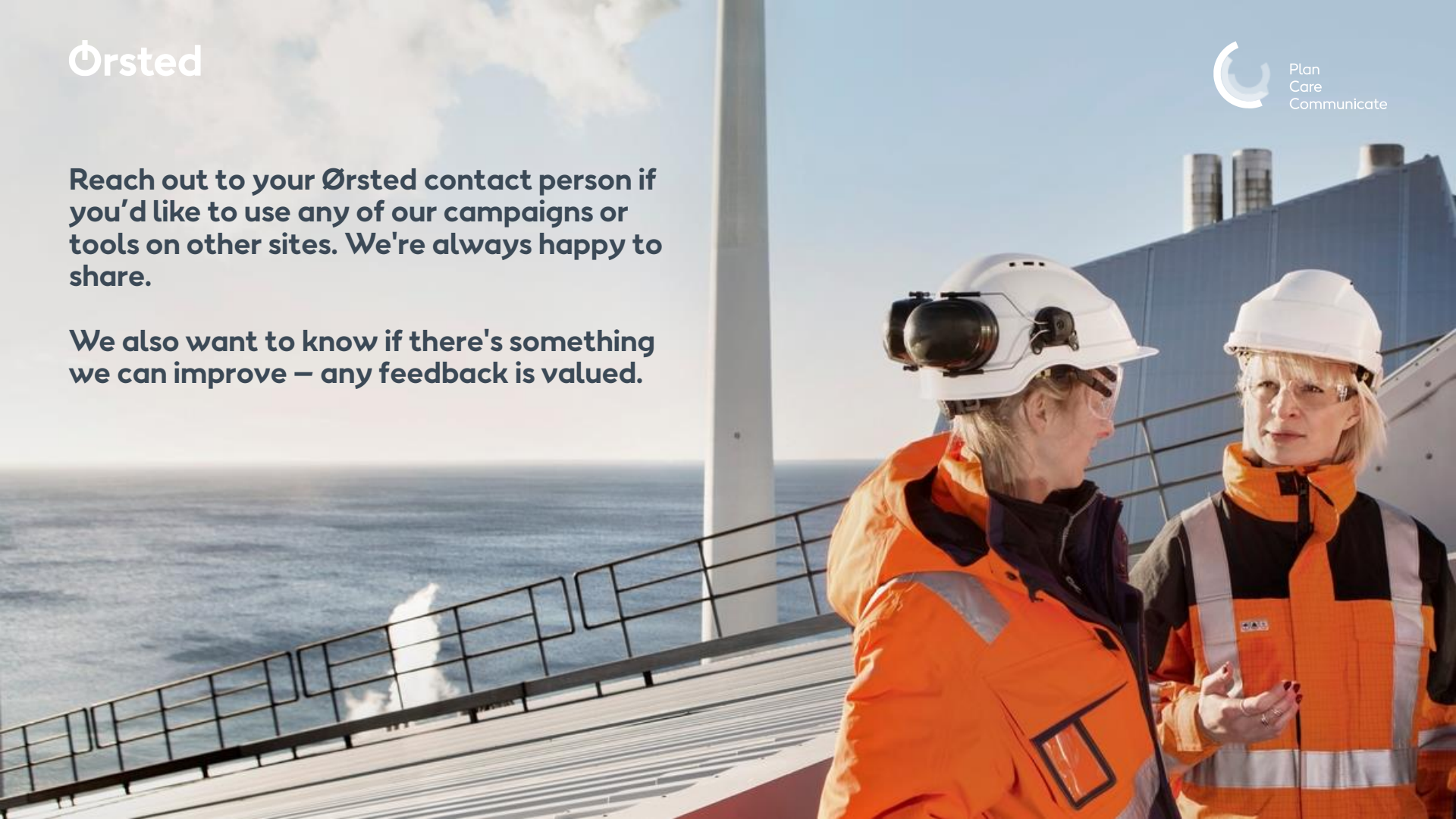
For example:

- *"I cared about my colleague when I handed him a headlamp for his helmet, since it gets really dark in the afternoon."*
- *"I filled up my colleague's water bottle when I went to fill up my own."*



Reach out to your Ørsted contact person if you'd like to use any of our campaigns or tools on other sites. We're always happy to share.

We also want to know if there's something we can improve – any feedback is valued.



In Ørsted we use life-saving rules to improve safety



The life-saving rules are based on industry safety performance data, representing the **activities, hazards, and missing barriers** which contribute to the highest frequency of fatal incidents.



Always ensure the required plans and permits are in place before you start a job



Never work, or operate vehicles or machinery, while under the influence of drugs or alcohol



Always secure tools, loose materials and equipment to prevent them from falling



Never place yourself under a suspended load during lifting



Always use tools and equipment that are fit for the intended purpose



Always verify isolation and zero energy before work begins



Always adhere to barriers and exclusion zones



Never undertake any job unless you have been trained and assessed as competent



Always use fall protection when working at height



Only transfer from a vessel when you are ready, and permission is provided